

ENTERED AT THE FEDERALSBURG, MD., POST OFFICE AS SECOND CLASS MATTER


VOL. XXXV.

No. 11

THE NUMISMATIST

An Illustrated Monthly for Those Interested
in Coins, Medals and Paper Money.

NOVEMBER, 1922



FRANK G. DUFFIELD, EDITOR

PUBLISHED MONTHLY

BY

THE AMERICAN NUMISMATIC ASSOCIATION

PUBLICATION OFFICE: FEDERALSBURG, MD.

YEARLY SUBSCRIPTION \$1.50. SINGLE COPY 15c.

The Coins and Tokens of Prince Edward Island.

By EUGENE G. COURTEAU, M. D.,

St. Jacques, Que., 1922.

(The right of republication reserved by the author.)

INTRODUCTION.

This Island became a province of the Dominion of Canada in 1873 and was so named in honour of Prince Edward, Duke of Kent, father of Queen Victoria, in 1800.

Amongst the tokens issued by different parties only a few types were used and all make allusion to either Agriculture or Fisheries, or both. This indicates the main occupation of the inhabitants of the Island.

Though the designs of these tokens vary slightly, one of them, the Wheat-sheaf, has found great favour with collectors. The numbers of varieties of the codfish and the 1855-57 tokens make them also very interesting.

It will be noted that no tokens of the penny size are known to have been issued in this Province.

Concerning the degrees of rarity, I will use the same scale as in my previous lists, that is, from 1 to 10. Specimens rated R. 1 or 2 are common, while those rated R. 7 or 8 are very rare, R. 9 of the utmost rarity, and R. 10 unique. It should be understood that the degree of rarity given scarce varieties of the codfish and the "Self Government" series does not indicate any equivalent cash value to rare and well known Canadian tokens, for instance the "Wheatsheaf."


All the tokens described here have plain edges.

Finally, let me offer my best thanks to the following gentlemen: Messrs. Edward Carleton, S. S. Heal, Judge Lees, Dr. Langstroth, Thomas Murray, Octave Pelletier and L. A. Renaud for their kindness in sending their tokens for examination.

PRINCE EDWARD ISLAND.



No. 1.



No. 2.

1. Obv. Ship. SHIPS COLONIES AND COMMERCE around border. 1815.

Rev. ONE | HALFPENNY | TOKEN. One foliated ornament above Halfpenny and one below. Brass. R. 4.

2. Obv. Same as No. 1.

Rev. FOR | PUBLICK | ACCOMMODATION. One quatrefoil before the word FOR and one after. A plain ornament above PUBLICK and a similar one below. Brass. R. 4.

"Probably issued in Prince Edward Island."—Breton."

3. Obv. Plough. COMMERCE & TRADE. Large ornament under plough.
Rev. Wheat sheaf with sickle. PRINCE EDWARDS ISLAND HALFPEN-
NY around border. 1840. Copper. R. 9.



No. 3.

"The plough and wheat sheaf halfpenny, now so much sought after, was coined in the year 1840 by James Millner, brother of our highly esteemed and ingenious citizen, George W. Millner, tinsmith, boat builder, sailor, artist, etc., etc., a gentleman who, in his way, is a perfect representative of Proteus. James Millner imported the machinery, dies, etc., from the United States at an expense of about \$700. A few coins were struck, when the whole concern was pitched into a corner and afterwards sold as old iron. His workshop at that time, as far as I can learn, was situated on Pownal street, nearly opposite the jail in this city."—From a Charlottetown correspondent to "The Sun."

CODFISH TOKENS.

The main points of difference on these tokens are in the size of the tail of the fish and in the plough, which in some cases has a hook to plough-beam, and in other a clevis.

Plough With Clevis.



No. 4.

4. Obv. Codfish. SUCCESS TO THE—FISHERIES. The tail of the codfish is light, the outline not defined, hence small tail.

Rev. Plough. SPEED THE—PLOUGH. Clevis of plough not parallel to crossbar, the upper part being much closer to it than the lower. R. 3.

5. Obv. Same as No. 4, but tail of codfish heavier, clear-cut, hence large tail. (From a retouched die of the preceding.)

Rev. Same as No. 4. R. 6.

6. Obv. Same as No. 4. Small tail.

Rev. Clevis parallel to crossbar, but the ring connecting crossbar to clevis does not end within the latter. From perfect and broken dies. R. 3.

7. Obv. Same as No. 4. Small tail.

Rev. Upper part of clevis a trifle closer to crossbar than the lower, and ring ends within clevis. R. 4.

8. Obv. On the lower part of the fish the second row of dashes, or bones from backbone is lacking; the body of lower fin is larger and the point smaller. The top of first S as well as those of CC and E in SUCCESS are weakly struck. Small tail.

Rev. Same as No. 7. R. 6.

Plough With Hook.

9. Obv. Large tail to codfish.
 Rev. Plough with hook. In some instances the clasp fastening coultter on ploughbeam does not show. From straight and upset reverses; perfect and broken dies. R. 1.
10. Obv. Same as No. 9. Large tail.
 Rev. Same as No. 9, but without the small line on ploughshare, indicating separation between the body and the point of same. R. 4.
11. Obv. Same as No. 4. Small tail.
 Rev. Same as No. 9. In most cases there is a small crack in the die from border through hook. R. 6.
12. Obv. Same as No. 8. Small tail.
 Rev. Same as No. 9. From perfect and broken dies. R. 4.
 "Issued in 1840."—Sandham.

"SELF GOVERNMENT" TOKENS.

No. 13.

13. Obv. PRINCE EDWARD'S ISLAND around border. 1855 in field. The tops of figures 5 in the date are thick and short; that of last one is opposite I in ISLAND. Foliated ornament between P of PRINCE and D of ISLAND, with the horizontal leaves longer than the perpendiculars; wide ornament.

Rev. SELF | GOVERNMENT | AND | FREE | TRADE in five lines. The letters in SELF, FREE and TRADE are widely spaced. S in SELF is above E in GOVERNMENT; perfect N's in last word. Large letters in AND. E in TRADE under final E in FREE. From perfect and broken dies. R. 2.

14. Obv. Same as No. 13.

Rev. The right ceriph of both N's in GOVERNMENT is defective—the only instance in which this occurs. Smaller letters in AND. E in TRADE to the right of final E in FREE. Both sides are from perfect and broken dies. R. 1.

15. Obv. Tops of 5's in the date longer and thinner, that of last one opposite S in ISLAND. The four leaves forming the ornament are of equal size; narrow ornament. From perfect nad broken dies.

Rev. Letter S in SELF above space between E and R in GOVERNMENT. In last word M is a trifle farther from N than E. Smaller letters in AND. E in TRADE under final E in FREE. R. 2.

The following varieties with the legend "Edward" being more numerous than the foregoing and the differences between each other in many cases are so minute that I thought best to divide them into two groups, namely, the Large and the Small Ornaments.

On the large ornament varieties the leaves of the quatrefoil, between the letters P in PRINCE and D of ISLAND, are of equal size, while on the small ornaments the quatrefoil is more opened and some of the leaves are smaller.

An easy and quick way to classify these tokens is to notice how the top of the date lines with the letters of legend next to them, and also the spacing of the letters on both sides, more especially ISL in ISLAND and NME in GOVERNMENT. Attention should also be paid to the differing size of the letters in the word AND, whether large or small.

GROUP I. Large Ornament.

16. Obv. Similar, but PRINCE EDWARD ISLAND. 1855. Top of last 5 in the date opposite S in ISLAND. The leaves of the quatrefoil are of equal size.

Rev. Same as No. 15. Small AND. R. 3.



No. 16.

17. Obv. Same as No. 16, but the 5's in the date are closer together, hence farther from letters.

Rev. Same as No. 15. Small AND. R. 3.

18. Obv. Same as No. 16, but the top of last 5 lines between I and S in ISLAND. Letters P and D closer to ornament. From perfect and broken dies.

Rev. Same as No. 15. Small AND. R. 2.

19. Obv. Similar, but dated 1857. At left, the top of date lines with the right branch of letter N in PRINCE; at right, with the upright of letter L in ISLAND. Central dot. The lower end of letter L in ISLAND is recut inside. All the E's on both sides have the central stroke curved downward, instead of the usual crosslet. Hook E's. This term is from His Honor Judge Lees, who gives me permission to use it.

Rev. The letters of the inscription are closely spaced; those in AND are large. In most cases there is a small crack in the die running from border to the field below T of GOVERNMENT. R. 1.

20. Obv. At left, the top of date lines with the left curve of letter C; at right, above the letter L. No central dot shows. Hook E's on both sides. From perfect and broken dies.

Rev. Same as No. 19. Large AND. From broken die. R. 4.

21. Obv. At left, the top of date lines between N and C, figure 5 closed to 7 than 8; at right, the top of date lines with letter L. Without central dot. In most instances there is a small crack in the die to the left of letter I in PRINCE; same letter equally distant from N and R at bottom. Hook E's on both sides.

Rev. Same as No. 19. Large AND. From broken die. R. 5.

22. Obv. Same as No. 19. Hook E's.

Rev. The E's with usual crosslet in centre, perfect E's. In SELF, closely spaced letters. In GOVERNMENT, V close to O, distant from E, NME widely spaced with M a trifle closer to N than to E. Large AND. R. 3.

23. Obv. Same as No. 20. Hook E's.

Rev. Perfect E's. In GOVERNMENT, M close to N, distant from E, T higher than N. Large AND. R. 5.

24. Obv. Same as No. 21, but without die crack to left of I in PRINCE. Hook E's.

Rev. Same as No. 22. Perfect E's. Large AND. R. 9.

25. Obv. At left, the top of date lines with the lower angle of letter N; at right with the centre of letter L. Foot of R in PRINCE recut. Hook E's.

Rev. Perfect E's. In SELF, widely spaced letters. In GOVERNMENT, M closer to N than to E. Small AND. R. 7.

26. Obv. At left, the top of date lines with left curve of C; at right, with the letter L. The central dot shows on fine specimens only, and very slightly. In ISLAND S is closer to I than to L at top. Perfect E's on both sides hereafter. With perfect and defective beading between D and ornament.

Rev. Same as No. 25. Small AND. R. 2.

27. Obv. At left, the top of date lines between N and C; at right, with the letter L. There is a small defect in the die above figure 7. Central dot. Right branch of W in EDWARD fully struck. In ISLAND the S is equally distant from I and L at top. With perfect and defective beading under and to the right of ornament.

Rev. In GOVERNMENT V close to O and distant from E, M closer to N than to E, T even with N. Large AND. With perfect and defective beading opposite T of TRADE. R. 2.

28. Obv. Same as No. 27, but the figure 1 is closer to letters, E in EDWARD closer to D. No defect above figure 7. Central dot rarely shows. In ISLAND S closer to I than to L at top. With perfect and defective beading between ornament and letter P.

Rev. Same as No. 23. Large AND. R. 1.

29. Obv. At left, the top of date lines with left curve of C, figure 7 closer to letters, with its top on line with letter L. In PRINCE NCE closely spaced; in ISLAND S closer to L than to I. With perfect and defective beading between ornament and letter P.

Rev. Same as No. 27, but the letters in SELF and in FREE are very closely spaced, R in last word a trifle higher than F. Large AND. With perfect and defective beading between T of TRADE and G of GOVERNMENT. R. 7.

30. Obv. At left, the top of date lines with left curve of C, figure 8 close to 5, top of 7 lines with letter L. No central dot. In ISLAND S is equally distant from I and L. With perfect and defective beading between P of PRINCE and D of ISLAND.

Rev. Same as No. 23. Large AND. R. 6.

31. Obv. Same as No. 30, but with perfect beading.

Rev. In GOVERNMENT M closer to E than to N, T even with N. Large AND. R. 8.

32. Obv. Closely resembles No. 30, but the top of date at right lines above letter L. Central dot very faint. With perfect and defective beading opposite RI in PRINCE.

Rev. In GOVERNMENT V is a trifle closer to O than to E, M equally distant from N and E. Large AND. In rare instances there are several beading defects from S in SELF to E in TRADE. R. 6.

33. Obv. At left, the top of date lines between N and C, figure 8 close to 5, top of 7 lines with letter L. Central dot shows well. In ISLAND S is a trifle closer to L than to I, N closer to D. With perfect and defective beading opposite RIN in PRINCE, D in EDWARD and I in ISLAND.

Rev. In SELF S is close to E; in GOVERNMENT V equally distant from O and E, M closer to N than to E. Large AND. In some instances there is a small beading defect to the left of S in SELF. R. 3.

34. Obv. At left, the top of date lines with lower end of C; at right, with the right curve of S. There is a T-shaped crack in the die, its left branch extending to border, passing through E in PRINCE, its right extending to beading, passing through R in EDWARD, its base from figure 1.

Rev. In SELF, closely spaced letters, with E a trifle farther from S than L; in GOVERNMENT V closer to O than to E, M a trifle closer to N than to E. Small AND. R. 3.

GROUP II. Small Ornament.

35. Obv. At left, the top of date lines with lower end of C; at right, with the centre of S. Top of letter I in ISLAND weakly struck. Quatrefoil smaller. From perfect and broken dies.

Rev. Same as No. 34. Small AND. R. 3.

36. Obv. Same as No. 35, but impression stronger and letter E in EDWARD recut to the right.

Rev. In GOVERNMENT M a trifle farther from N than E; in TRADE T distant from R. Small AND. (Same as No. 15). R. 3.

37. Obv. Same as No. 35. Perfect die.

Rev. In SELF, widely spaced letters; in GOVERNMENT M closer to N than to E. Small AND. (Same as No. 25.) R. 6.

38. Obv. At left, the top of date lines with centre of C; at right, with the right curve of letter S. From perfect and broken dies.

Rev. Same as No. 25. Small AND. R. 3.

39. Obv. Same as No. 38. Perfect die.

Rev. Same as No. 25, but V closer to E in GOVERNMENT and R closer to E in FREE. G distant from beading. Small AND. R. 4.

40. Obv. At left, the top of date lines with lower end of C, 8 close to 5, top of 7 lines with the right curve of letter S. In most instances there is a crack in the die between I and S of ISLAND.

Rev. Same as No. 15. Small AND. R. 1.

I have failed to find any "Large And" reverses amongst the "Small Ornament" varieties.

SYNOPTICAL TABLE OF THE "SELF GOVERNMENT" TOKENS, 1855-57.

Obv.	Obv.	Obv.	Rev.	Rev.	Nos.	R.
Wide ornament.	Edward's. 1855.	Top of last 5 opposite I in ISLAND.	S in SELF above E in GOVERNMENT. Perfect N's in last word.	Large AND. E in TRADE under final E in FREE.	13	2
Wide ornament.	Edward's. 1855.	Same as No. 13.	Defective N's in GOVERNMENT.	Small AND. E in TRADE to the right of final E in FREE.	14	1
Narrow ornament.	Edward's. 1855.	Top of last 5 opposite S in ISLAND.	S in SELF above space between E and R in GOVERNMENT. Perfect N's.	Small AND. E in TRADE under final E in FREE.	15	2
Large ornament.	Edward. 1855.	Top of last 5 opposite S in ISLAND.	Same as No. 15.	Small AND.	16	3
Large ornament.	Edward. 1855.	Same as No. 16, but the 5's in the date are closer together.	Same as No. 15.	Small AND.	17	3
Large ornament.	Edward. 1855.	Top of last 5 opposite space between I and S in ISLAND.	Same as No. 15.	Small AND.	18	2
Large ornament.	Edward. 1857. Letters E with central stroke curved downward. Hook E's. Lower end of L recut inside.	At left, the top of date lines with the right branch of letter N; at right with the upright of letter L.	Hook E's. Closely spaced letters.	Large AND.	19	1
Large ornament.	Edward. 1857. Hook E's.	At left, the top of date lines with the left curve of C; at right, above the letter L.	Hook E's. Same as No. 19.	Large AND.	20	4
Large ornament.	Edward. 1857. Hook E's. In most instances a small crack to the left of I in PRINCE.	At left, the top of date lines between N and C, figure 5 closer to 7 than to 8; at right, it lines with letter L.	Hook E's. Same as No. 19.	Large AND.	21	5
Large ornament.	Edward. 1857. Hook E's. Lower end of L recut inside.	At left, the top of date lines with the right branch of N; at right with the upright of L. (Same as No. 19).	Perfect E's. In SELF, closely spaced letters. In GOVERNMENT, V close to O and distant from E, NME widely spaced with M a trifle closer to N than to E.	Large AND.	22	3
Large ornament.	Edward. 1857. Hook E's.	At left, the top of date lines with the left curve of C; at right, above the letter L. (Same as No. 20).	Perfect E's. In GOVERNMENT M is close to N, distant from E, T higher than N.	Large AND.	23	5
Large ornament.	Edward. 1857. Hook E's. No crack to the left of I in PRINCE.	At left, the top of date lines between N and C, figure 5 closer to 7 than to 8; at right, it lines with L. (Same as No. 21).	Perfect E's. Same as No. 22.	Large AND.	24	9
Large ornament.	Edward. 1857. Hook E's. Foot of R in PRINCE recut.	At left, the top of date lines with lower angle of N; at right, with the centre of letter L.	Perfect E's. In SELF, widely spaced letters. In GOVERNMENT M closer to N than to E.	Small AND.	25	7
Large ornament.	Edward. 1857. Perfect E's. In ISLAND S is closer to I than to L at top.	At left, the top of date lines with left curve of C; at right, with the letter L.	Perfect E's. Same as No. 25.	Small AND.	26	2
Large ornament.	Edward. 1857. Perfect E's. In ISLAND the S is equally distant from I and L at top.	At left, the top of date lines between N and C; at right, with the letter L. Small defect in the die above 7.	Perfect E's. In GOVERNMENT V is close to O and distant from E, M closer to N than to E, T even with N.	Large AND.	27	2

SYNOPTICAL TABLE OF THE "SELF GOVERNMENT" TOKENS, 1855-57.

Obv.	Obv.	Obv.	Rev.	Rev.	Nos.	R.
Large ornament.	Edward, 1857. Perfect E's. In ISLAND S is closer to I than to L at top.	Same as No. 27, but figure 1 closer to letters, E in EDWARD closer to D. No defect above figure 7.	Perfect E's. In GOVERNMENT M close to N, distant from E, T higher than N. (Same as No. 23).	Large AND.	28	1
Large ornament.	Edward, 1857. Perfect E's. In PRINCE NCE closely spaced. In ISLAND S closer to L than to I.	At left, the top of date lines with left curve of C, figure 7 closer to letters, with its top on line with L.	Perfect E's. Same as No. 27, but the letters in SELF and in FREE are very closely spaced, and R in last word a trifle higher than F.	Large AND.	29	7
Large ornament.	Edward, 1857. Perfect E's. In ISLAND S is equally distant from I and L.	At left, the top of date lines with left curve of C, figure 8 close to 5, top of 7 lines with letter L.	Perfect E's. In GOVERNMENT M close to N, distant from E, T higher than N. (Same as No. 23).	Large AND.	30	6
Large ornament.	Edward, 1857. Perfect E's.	Same as No. 30.	Perfect E's. In GOVERNMENT M close to E than to N, T even with N.	Large AND.	31	8
Large ornament.	Edward, 1857. Perfect E's.	Same as No. 30, but the top of date at right lines above letter L.	Perfect E's. In GOVERNMENT V is a trifle closer to O than to E, M equally distant from N and E.	Large AND.	32	6
Large ornament.	Edward, 1857. Perfect E's. In ISLAND S is a trifle closer to L than to I.	At left, the top of date lines between N and C, figure 8 close to 5, top of 7 lines with L.	Perfect E's. In SELF S is close to E. In GOVERNMENT V equally distant from O and E, M closer to N than to E.	Large AND.	33	3
Large ornament.	Edward, 1857. Perfect E's.	At left, the top of date lines with lower end of C; at right, with the right curve of S.	Perfect E's. In SELF closely spaced letters, with E a trifle farther from S than L. In GOVERNMENT V closer to O than to E, M a trifle closer to N than to E.	Small AND.	34	3
Small ornament.	Edward, 1857. Perfect E's. Top of I in ISLAND weakly struck.	At left, the top of date lines with lower end of C; at right, with the centre of S.	Perfect E's. Same as No. 34.	Small AND.	35	3
Small ornament.	Edward, 1857. Perfect E's.	Same as No. 35, but impression stronger, and E in EDWARD recut to the right.	Perfect E's. In GOVERNMENT M a trifle farther from N than E. In TRADE T distant from R. (Same as No. 15).	Small AND.	36	3
Small ornament.	Edward, 1857. Perfect E's.	Same as No. 35.	Perfect E's. In SELF widely spaced letters. In GOVERNMENT M close to N than to E. (Same as No. 25).	Small AND.	37	6
Small ornament.	Edward, 1857. Perfect E's.	At left, the top of date lines with centre of C; at right, with the right curve of letter S.	Perfect E's. Same as No. 25.	Small AND.	38	3
Small ornament.	Edward, 1857. Perfect E's.	Same as No. 38.	Perfect E's. Same as No. 25, but V closer to E in GOVERNMENT and R closer to E in FREE. G distant from beading.	Small AND.	39	4
Small ornament.	Edward, 1857.	At left, the top of date lines with lower end of C, 8 close to 5, top of 7 lines with the right curve of letter S.	Perfect E's. Same as No. 15.	Small AND.	40	1

"Fisheries And Agriculture" Tokens.

41. Obv. FISHERIES | AND | AGRICULTURE in three lines, the top and bottom ones curved. In AGRICULTURE the U and L are even, the E is on line with centre of D in AND.

Rev. 1855. ONE—CENT, in two lines. The figures in the date are close-spaced. Compact date. From perfect and broken die. R. 1.



No. 41.

42. Obv. In AGRICULTURE the U is lower than L, the E lines a trifle above bottom of D in AND.

Rev. Same as No. 41. Compact date. Thick and thin fans. R. 1.

43. Obv. Same as No. 41.

Rev. Letters and date are widely spaced. In most instances the 5's are recut, especially the last one. Wide date. From perfect and broken dies. R. 2.

44. Obv. In AGRICULTURE the U is lower than L, the E lines with bottom of D in AND.

Rev. Same as No. 43. Wide date. This variety is always found with an upset reverse. R. 3.

Issued by James Duncan, according to Leroux and Breton.




No. 45.

45. Obv. Closely resembles No. 42, but letter D in AND closer to N.

Rev. Steamboat. HALFPENNY—TOKEN, in two lines. R. 1.

"Issued in 1858."—Breton.

REGAL COINAGE.



No. 46.

46. Obv. Bust of Victoria. Around border VICTORIA QUEEN. 1871. Within an inner circle.

Rev. Three small trees under a large one. Underneath the ground PARVA SUB IRIGENTI. Around border PRINCE EDWARD ISLAND. ONE CENT. Thick and thin fans. R. 1.